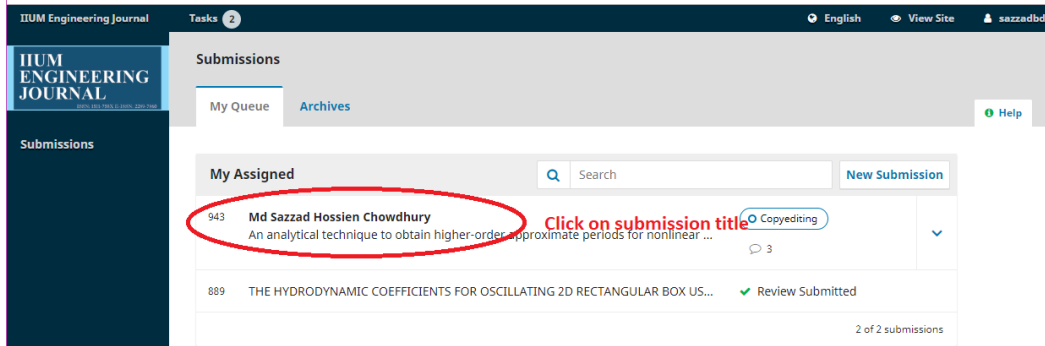
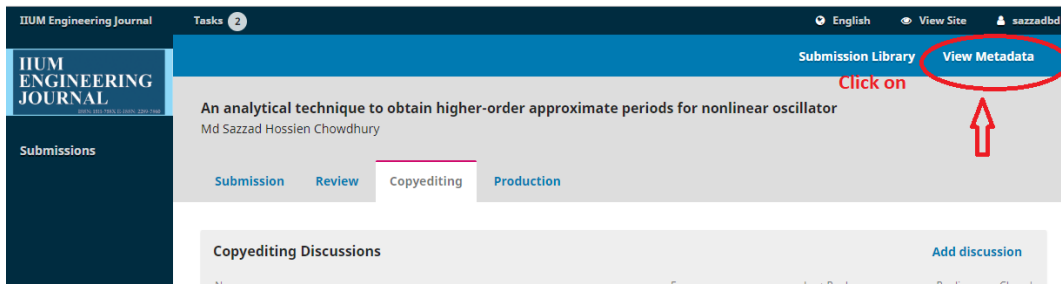


ADD AUTHOR AS A CONTRIBUTOR

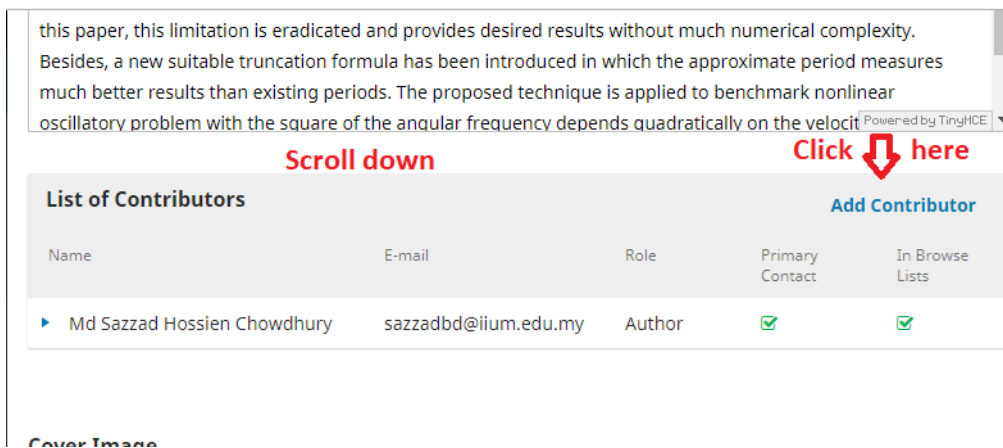
1. Login and then click on submission title



2. Click on View Metadata



3. Scroll down and click to add contributor



4. Fill up the form

Add Contributor

Name

First Name *
Middle Name
Last Name *

Contact

Email *

Country

Country *

User Details

Suffix

5. Select Author and Click SAVE at the bottom. Continue for other authors if any

Bio Statement (e.g., department and rank)

Contributor's role *

Author **Select Author**

Translator

Principal contact for editorial correspondence.

Include this contributor in browse lists?

Click Save

* Denotes required field

6. Reorder author order if required

List of Contributors **Click here to reorder** **Order** **Add Contributor**

Name	E-mail	Role	Primary Contact	In Browse Lists
<input type="button" value="↕"/> A N M AMANULLAH TOMAL	tomaliut47@gmail.com	Author		<input checked="" type="checkbox"/>
<input type="button" value="↕"/> Tanveer Saleh	tanveers@iium.edu.my	Author	<input checked="" type="checkbox"/>	<input checked="" type="checkbox"/>
<input type="button" value="↕"/> Md. Raisuddin Khan	raisuddin@iium.edu.my	Author		<input checked="" type="checkbox"/>

Hold mouse and move up or down then click save at the bottom

Cover Image